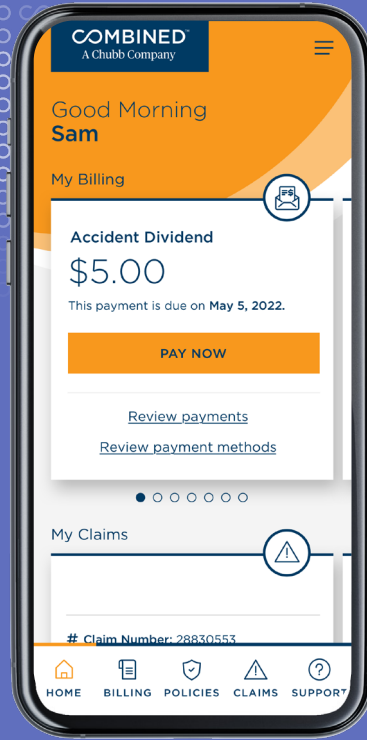


ONE APP. MANY BENEFITS.

# Your Quick-Start Guide to MyCombined

Our new app lets you manage supplemental insurance on demand, handle claims in a few taps and make payments your way.



## Here's How to Sign Up

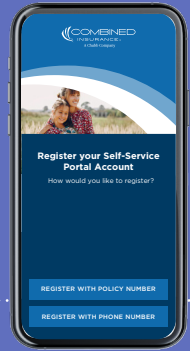
### 1 Download the app

To find it, search "MyCombined" on Google Play or the App Store.



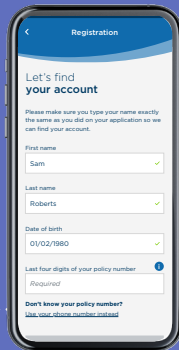
### 2 Open the app and choose how you'd like to register

You have the option to register using either your policy number or phone number.



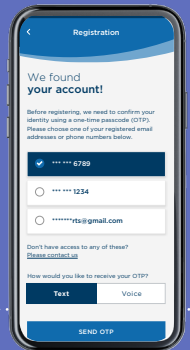
### 3 Enter your account details

This page helps us find your account. Depending on what registration option you've chosen, you'll need to enter your phone or policy number.



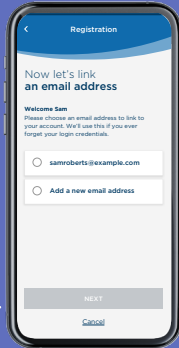
### 4 Confirm your identity using a passcode

Choose to have it sent to either your phone or email. Then enter it in on the app.



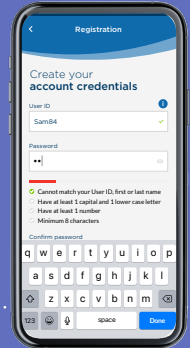
**5** Choose an email address to link to your account

The email will serve as a backup if you forget your password.



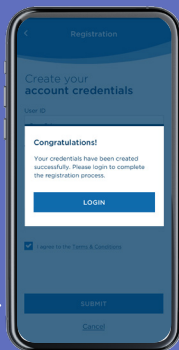
**6** Create your account credentials

Here, you'll create a user ID and password as login details.



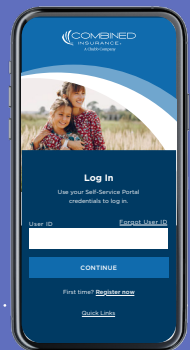
**7** Accept our terms and conditions

They'll tell you all the finer legal details about using our app, including our terms of use.



**8** Log in and feel the peace of mind

Enjoy easy claims access, your choice of payment methods and push notifications that keep you up to speed.



**A World of Benefits. In The Palm of Your Hand.**

Ready to get started? Search **"MyCombined"** on **Google Play** or **the App Store**.

**MY LIFE. MY INSURANCE. MYCOMBINED.**



**Together, for the environment**

Don't forget to remind your customers to opt for efulfillment.